

OBSTETRIC ULTRASOUND RADIOLOGY ORDER FORM

Please fill out form completely
and include chart notes

UW Medicine
UNIVERSITY OF WASHINGTON
MEDICAL CENTER

ULTRASOUND SCHEDULING PHONE: **206-598-6211**

SCHEDULING FAX: **206-597-4004**

RADIOLOGIST LINE (Providers Only): **206-598-0101**

FAX ORDER & CHART NOTES TO: 206-597-4004

Last Name: _____ First Name: _____ Date of Birth: _____
Daytime phone: _____ Evening phone: _____ Gender: M F Weight: _____
Insurance Carrier: _____ Insurance ID#: _____ Interpreter/Language: _____

EXAM INFORMATION

HISTORY/REASON FOR EXAM:

EXACT AREA OF INTEREST:

QUESTIONS TO BE ANSWERED BY IMAGING:

ICD-10: _____ (Please indicate if exam is considered "clinically urgent")

OBSTETRIC ULTRASOUND

LMP: _____ EDC: _____ EDC based upon LMP/Ultrasound/Other: _____

Number of Fetuses: Singleton Twins Triplets Other: _____

- 1st Trimester With Transvaginal
- Size, dates, and viability
 - Nuchal translucency
 - Other, specify: _____
- 2nd Trimester
- Fetal anatomy for **low-risk pregnancy** (preferred at 20 weeks)
 - Fetal anatomy for **high-risk pregnancy** (preferred at 20 weeks)
 - UA doppler
 - MCA doppler
 - Limited evaluation
 - AFI
 - Evaluation of placenta (previa, abruption, etc.)
 - Other, specify: _____
 - Follow-up evaluation
 - Interval growth and limited follow-up of previously completed anatomy
 - Fetal abnormality, specify: _____
 - Biophysical profile
 - Transvaginal cervical length
 - Other, specify: _____

HIGH-RISK INDICATION

- Known or suspected fetal anomaly
- Previous fetus or child with a congenital structural or genetic anomaly
- Fetal growth disorder
- Abnormal amniotic fluid (oligohydramnios or polyhydramnios)
- Maternal age ≥ 35 years at delivery
- Maternal body mass index ≥ 30 kg/m²
- Pregestational diabetes or gestational diabetes diagnosed < 24 weeks
- Nuchal translucency measurement of ≥ 3.0 mm
- Abnormal maternal genetic screening (serum analytes or cell free DNA)
- Soft aneuploidy marker noted on ultrasound
- Conceived via assisted reproductive technology
- Parental carrier of a genetic abnormality
- Multiple gestation
- Teratogen exposure
- Suspected placenta accreta spectrum or risk factors for placenta accreta (i.e., placental location overlying a prior hysterotomy site)
- Maternal drug dependence
- Alloimmunization

Prior Related Imaging Type: _____ Facility: _____ Date: _____

Reporting **24/7 contact # for urgent abnormal results:** _____
report auto faxed

Provider Signature (required)

Provider Name (please print)

Phone

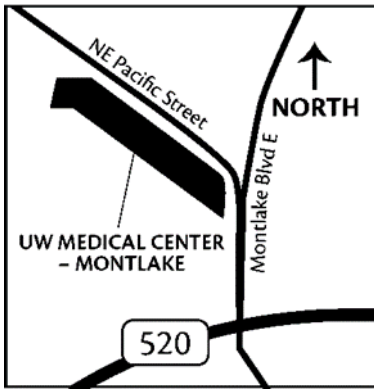
Date

Time

(Provider signature required. Do not use rubber stamp)

Provider NPI #: _____
(If first time referral)

Clinic Location: _____



UW Medical Center - Montlake
 1959 NE Pacific Street, 2nd Floor
 Seattle, WA 98195

- MRI
- CT
- ULTRASOUND
- NUCLEAR MEDICINE
- PET/CT
- SPECT/CT
- X-RAY
- INTERVENTIONAL RADIOLOGY

DIRECTIONS TO UWMC-MONTLAKE – VALET PARKING AVAILABLE

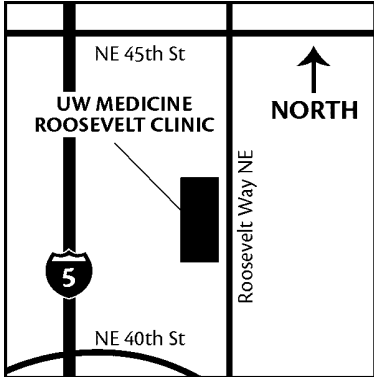
FROM INTERSTATE 5:

Take Exit No. 168B (Bellevue /Kirkland) onto State Route 520. Take the first exit off SR 520 to Montlake Boulevard. Turn left onto Montlake Boulevard and continue north across the Montlake Bridge. At the traffic light ahead, two lanes will turn left onto N.E. Pacific Street. You'll want to be in the right of those two left-turn lanes. From N.E. Pacific Street, turn right at the second "Patient Parking" directional sign onto N.E. Pacific Place, then immediately turn right into the Triangle Parking Garage, connected to the medical center via a pedestrian tunnel. Or you can access the Surgery Pavilion Garage by turning left at stop sign just past the Emergency Department entrance.

FROM THE EAST VIA STATE ROUTE 520 WESTBOUND:

Exit at Montlake Boulevard and continue north across the Montlake Bridge. At the traffic light ahead, two lanes will turn left onto N.E. Pacific Street. You'll want to be in the right of those two left-turn lanes. From N.E. Pacific Street, turn right at the second "Patient Parking" directional sign onto N.E. Pacific Place, then immediately turn right into the Triangle Parking Garage, connected to the medical center via a pedestrian tunnel. Or you can access the Surgery Pavilion Garage by turning left at stop sign just past the Emergency Department entrance.

After you park, enter UWMC on the 3rd floor. Take the Pacific elevators to Radiology on the 2nd floor.



UW Medical Center – Roosevelt
 4245 Roosevelt Way NE, 2nd Floor,
 Seattle, WA 98105

- MRI
- CT
- ULTRASOUND
- MAMMOGRAPHY
- DEXA
- FLUOROSCOPY
- X-RAY

DIRECTIONS TO UW MEDICINE ROOSEVELT - PARKING IS FREE WITH VALIDATION

FROM INTERSTATE 5:

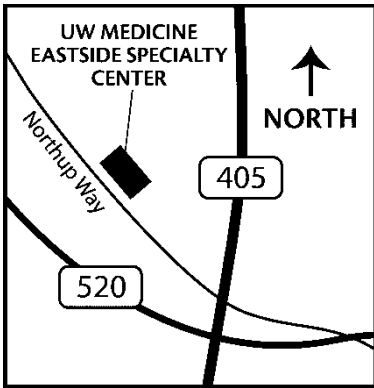
Exit at Northeast 45th Street and head east. If traveling I-5 northbound, turn right at the exit ramp onto 45th. If traveling on I-5 southbound, turn left onto 45th. From the freeway, travel four blocks and turn right onto Roosevelt Way, a one-way street. Continue two blocks. The building is on the right.

FROM INTERSTATE 405:

Take exit 14 (State Route 520), heading west to Seattle across the Lake Washington bridge. Merge onto Interstate 5 northbound and exit at Northeast 45th Street. Turn right at the exit ramp onto Northeast 45th and travel four blocks. Turn right again, onto Roosevelt Way. The building will be on your right side, about two blocks down.

Free shuttle service is available between UWMC Montlake and the Roosevelt Clinic.

After you park, take the elevator to the 2nd floor, and check in with Radiology.



UW Medicine Eastside Specialty Center
 3100 Northrup Way,
 Bellevue, WA 98004

- MRI
- CT
- ULTRASOUND
- MAMMOGRAPHY
- DEXA
- X-RAY

DIRECTIONS TO EASTSIDE SPECIALTY CENTER – PARKING IS FREE

TRAVELING NORTH OR SOUTH ON I-405:

Take the Highway 520 exit toward Seattle (exit 14). Take the 108th Avenue NE exit. Take the first right onto Northrup Way. The clinic is located on your left in about one-half mile. Look for the UW Medicine sign.

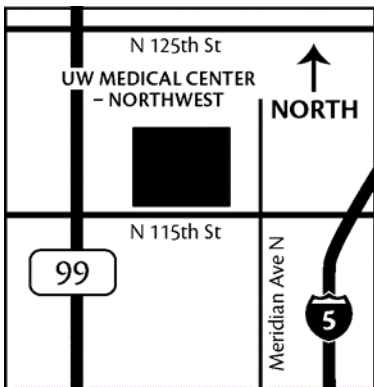
FROM DOWNTOWN BELLEVUE:

Drive north on Bellevue Way NE. Turn right onto Northrup Way. The clinic is located on your left in about one-half mile. Look for the UW Medicine sign.

FROM SEATTLE:

Take WA-520 east and take the Lake Washington Blvd NE exit. Turn left onto Lake Washington Blvd NE. Take a slight right onto Northrup Way. The clinic is located on your left in about one-half mile. Look for the UW Medicine sign.

After you park, enter the building on the 1st floor. Check in at general reception.



UW Medical Center - Northwest
 1550 N 115th St, 2nd Floor,
 Seattle, WA 98133

- MRI
- CT
- ULTRASOUND
- MAMMOGRAPHY
- NUCLEAR MEDICINE
- INTERVENTIONAL RADIOLOGY
- X-RAY

DIRECTIONS TO UW MEDICAL CENTER – NORTHWEST

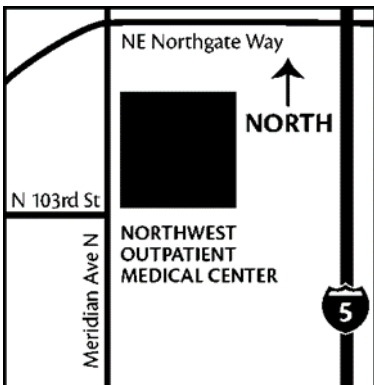
FROM INTERSTATE 5:

Take exit 173. Turn west on Northgate Way. At Meridian Avenue North, turn right (north). Take the first left onto 115th Street. The main hospital entrance is on the right – note the North Entrance is inside campus.

The North Entrance is open every day from 8 a.m. – 8 p.m. If you need to enter the hospital after regular hours, please use the emergency room entrance.

Parking rates are free for the first 30 minutes, after which charges accrue.

Once onsite at NWH, proceed to the Main Hospital (5 story tower inside the main entrance off N 115th). Once inside, take the elevators to the 2nd floor.



Northwest Outpatient Medical Center
 10330 Meridian Ave N, Suite 130,
 Seattle, WA 98133

- X-RAY
- DEXA
- ULTRASOUND
- CT

DIRECTIONS TO NORTHWEST OUTPATIENT MEDICAL CENTER

FROM INTERSTATE 5:

Take exit 173. Turn West on Northgate Way. At Meridian Avenue North, turn left (south). The entrance will be on your left. The building's main entrance is in the lower parking lot, closest to the freeway.

Parking rates are free for the first 30 minutes, after which charges accrue.

Once onsite at OPMC, proceed to Suite 130 on the 1st floor located left of the elevators and down the hallway.

FOR RADIOLOGY IMAGES & REPORTS:

UW RADIOLOGY RECORDS: Tel: 206-598-6206 Fax: 206-598-7690

NW RADIOLOGY RECORDS: Tel: 206-668-1748 Fax: 206-688-1398