

REFERRAL FOR BREAST IMAGING SERVICES

Patient Name _____ **Date of Birth** _____
Insurance Carrier _____ **Ins ID** _____ **RQI/Auth #** _____
Referring Physician _____ **Clinic # (backline)** _____
Please Print
Referring Physician Signature _____ **Date** _____
Provider signature required
Provider NPI #: _____ **Clinic Location:** _____
If first time referral

Screening Mammogram* (No focal symptoms or clinical findings)
*This order includes request for additional breast imaging and/or biopsy as needed based on findings

Diagnostic Mammogram & Breast Ultrasound[†]
 Bilateral Unilateral - Right Left

Diagnostic Mammogram Only[†]
(first post-lumpectomy mammo or BI-RADS category 3 follow up)
 Bilateral Unilateral - Right Left

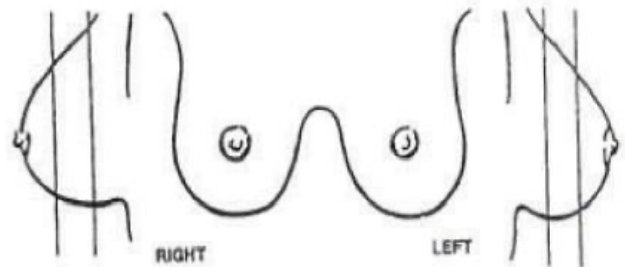
Breast Ultrasound Only[†] (women < 40; not high risk)
 Bilateral Unilateral - Right Left
[†]This order includes biopsy as needed based on findings

REQUIRED- Reason for exam
 Palpable mass
 Persistent focal pain
 Axillary Lymphadenopathy
 Nipple Discharge
 Bloody Clear
 Spontaneous Non-spontaneous
 Uniductal Multiple ducts
 Skin dimpling / nipple retraction
 Other: _____

Special Procedures
 Cyst Aspiration
 Needle biopsy (stereotactic, ultrasound, MRI)
 Localization Procedure (wire or other)

Breast MRI with contrast *PLEASE CALL 206.598.6214 TO SCHEDULE THIS EXAM and FAX MRI ORDERs TO 206-597-4004*
 High Risk Screening: Family history Genetic mutation Personal history breast cancer Other _____
 Recent Breast Cancer Diagnosis (evaluate extent of disease):
 Right Left DCIS IDC ILC Other _____
 Neoadjuvant Chemotherapy
 Silicone Implants - Evaluate for Rupture
 Suspicious nipple discharge (bloody, spontaneous, uniductal)
 Other: _____

REQUIRED-Please mark location of area of concern



Location & Description of finding(s)
(i.e., left breast 3 o'clock, 2 cm from nipple firm 2 cm mobile mass)

ICD10 Code: _____

Right Left
 Right Left
 Right Left

ICD10 Code: _____

Please tell us any other pertinent details:

PATIENT INSTRUCTIONS

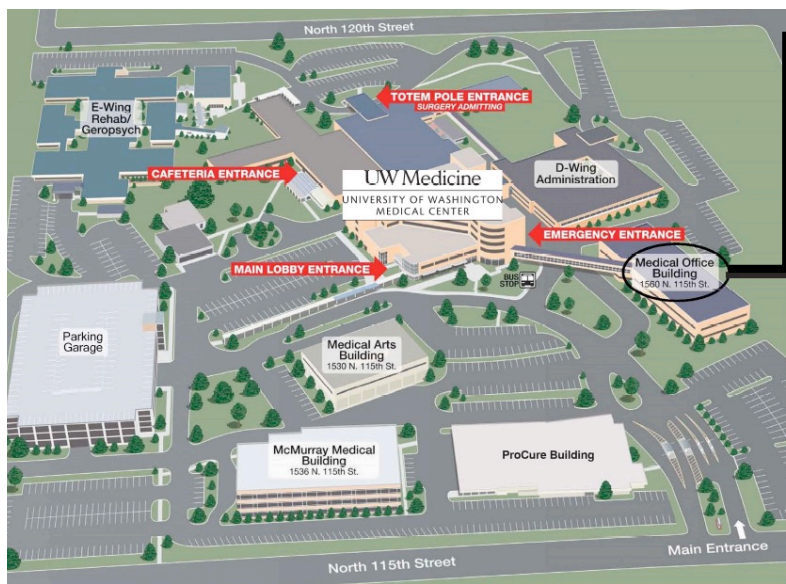
PRIOR MAMMOGRAMS

If you have had a mammogram before, and the most recent mammogram was done at another facility, please **have the images and reports forwarded to us before your appointment** and allow at least one to two weeks for mail service. Please contact the other facility to have your images and reports send to UWMC-NW. We compare your previous images to the current exam. If your films are not here at the time of your mammogram, your final report may be delayed until the comparison imaging is made.

Thank you for taking an active part in your breast health.

We advise most women being regular screening mammography by age 40-45 and continue to have a mammogram each year while in good health. Some women at higher risk may start screening earlier than age 40 and/or may also undergo breast MRI. You can discuss your breast cancer risk and values with your health care provider and together you can make the choice that is best for you.

DIRECTIONS TO UWMC-NORTHWEST CAMPUS

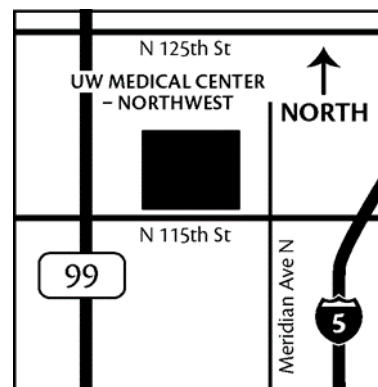


UW Medicine
UNIVERSITY OF WASHINGTON
MEDICAL CENTER

Northwest Campus
MEDICAL OFFICE BUILDING
1560 N. 115TH ST, SUITE 104
SEATTLE, WA 98113

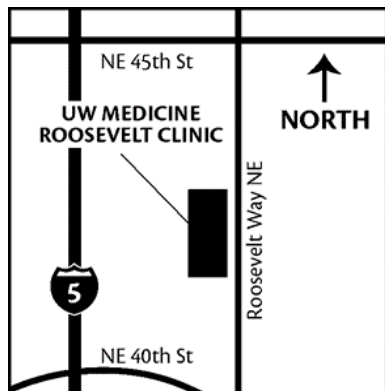
Phone 206-668-1749
Fax 206-668-1790

1. From I-5, take exit 173.
2. Turn west on Northgate Way.
3. At Meridian Ave. North, turn right (north)
4. Take the first left onto 115th Street.
5. Convenient patient and visitor parking is available on campus for a fee. Please refer to the posted signage for rates.



DIRECTIONS TO UW MEDICINE ROOSEVELT CLINIC

4245 Roosevelt Way NE, 4th Floor, Seattle, WA 98105



FROM INTERSTATE 5:

Exit at Northeast 45th Street and head east.

If traveling I-5 northbound, turn right at the exit ramp onto 45th.

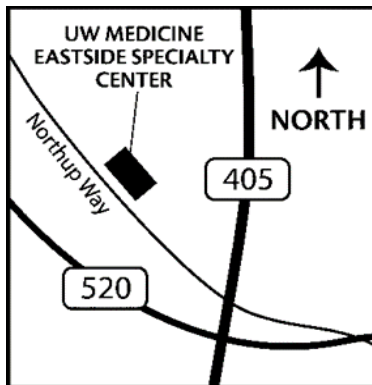
If traveling on I-5 southbound, turn left onto 45th.

From the freeway, travel four blocks and turn right onto Roosevelt Way, a one-way street. Continue two blocks. The building is on the right.

Check-in with Women's Clinic on the 4th floor

DIRECTIONS TO UW MEDICINE EASTSIDE SPECIALTY CENTER

3100 Northrup Way, Bellevue, WA 98004



FROM INTERSTATE 405:

Take the Highway 520 exit toward Seattle (exit 14). Take the 108th Avenue NE exit. Take the first right onto Northrup Way. The clinic is located on your left.

FROM SEATTLE:

Take WA-520 east and take the Lake Washington Blvd NE exit. Turn left onto Lake Washington Blvd NE. Take a slight right onto Northrup Way. The clinic is located on your left.

Parking is free

Check-in with Reception on 1st floor