

Take your ticket with you! Garage booths are NOT attended.


How to Pay for Parking at Harborview Medical Center

4 Payment Options:

1. With cash or credit card at a self-pay kiosk


Kiosks are located in the lobbies of the Main Hospital (8th Ave. entrance), the Ninth & Jefferson Building, and the Patricia Steele Building (2nd floor).

- A. Insert ticket
- B. Scan validation, if you have one
- C. Insert cash or credit card
- D. Push Receipt button



2. With credit card at the gate

- A. Insert ticket
- B. Scan validation, if you have one
- C. Insert credit card
- D. Push Receipt button




NO CASH PAYMENTS AT GATE

3. With cash or credit card in the lobby with the lobby attendant

Lobbies of the Main Hospital (8th Ave. entrance), the Ninth & Jefferson Building, and the Patricia Steele Building (2nd floor), are open Monday – Friday, 8:30am-5:00pm.

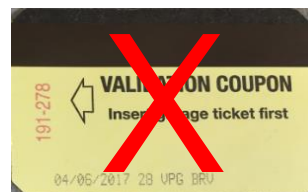
4. If you have a validation/discount ticket

Validations with a QR code  can be used at a kiosk or at the gate (when paying with credit card). Other types of validations must be taken to a lobby attendant. **DO NOT INSERT ANY VALIDATIONS/DISCOUNT TICKETS INTO EQUIPMENT.**



YES →

Go to gate or kiosk and scan



NO →

See parking representative in lobby

HMC Parking & Commuter Services

Phone: (206)744-3254 Email: hmcpark@uw.edu